



The RS series Rescue Sleds are flood water rescue craft for inshore crisis rescues and flooded urban and coastal areas. The Rescue Sled is available in seven standard sizes 3, 5, 6, 10 & 15 person. The 3, 5 & 6 person sleds are ideal for swift-water and narrow access rescue.

The 10 & 15 person sleds are wider with a larger floor area and corresponding load capacity and are more suited for emergency evacuation situations.

## FEATURES

- Lightweight and easily portable
- Easy to manoeuvre
- Can be paddled or pulled by hand
- Exceptionally Stable
- Can be used in shallow water
- Open low stern makes casualty recovery easier
- Easily used by wheelchair users
- Individuals can sit on the floor surrounded by the inflated tubes, providing a reassuring rescue environment
- Exceptionally tough and durable
- Rapid inflation and deployment
- Easily launched into the surf zone for sea rescue, with a raised bow for improved performance in waves
- Open stern for easy access and self-bailing

- Multiple D-rings for towing and line control
- Lifelines fitted down each side
- Carrying handles (x5)
- Minimal training, servicing and maintenance costs
- Choice of glude hypalon or welded TPU construction

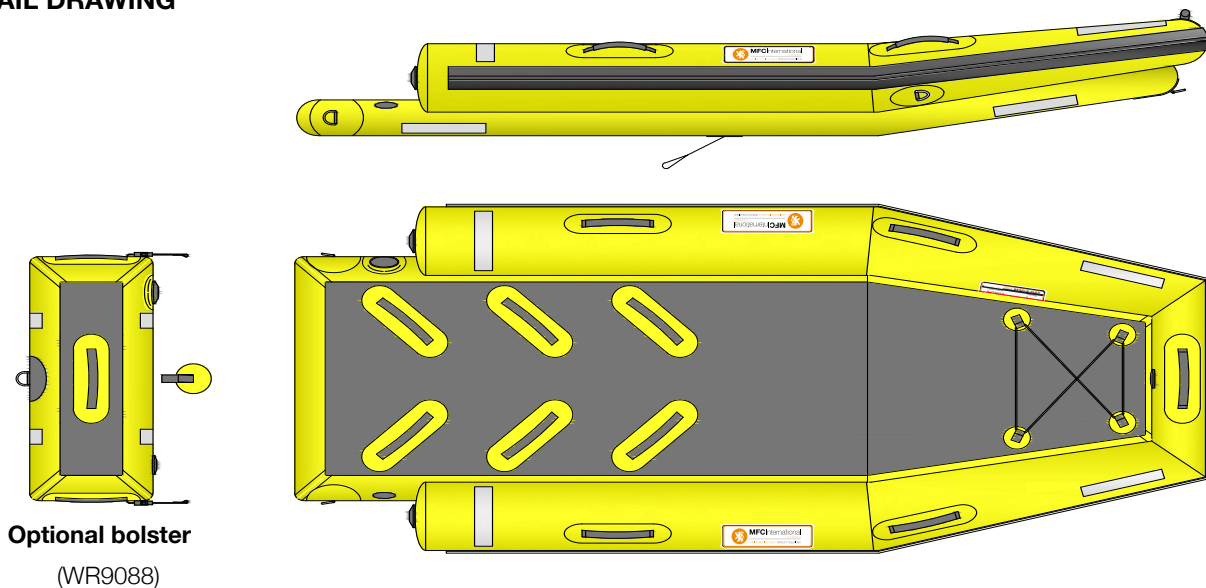
## USED FOR

- Crisis rescue
- Flood rescue
- River rescue
- Flooded coastal and urban areas
- Casualty recovery
- Shallow water rescue

## TECHNICAL DATA

	RS3	RS5	RS6	RS10	RS15
Product Code	WR0001	WR0002	WR0169	WR0003	WR0005
No. of Persons	3	5	6	10	15
O.A Length (cm)	256	331	397	400	500
O.A Width (cm)	117	117	117	190	231
O.A Height (cm)	40	40	40	56	77
Floor Thickness (cm)	12.5	12.5	12.5	12.5	12.5
Tube Diameter Bow/Stern (cm)	23/15	23/15	23/15	35/23	46/23
Max. Load (kg)	240	400	480	800	1200
Working Pressure	0.2	0.2	0.2	0.2	0.2
No. Of chambers	1 + floor	1 + floor	1 + floor	4 + floor	4 + floor
Air Requirements (ltr)	530	670	710	2000	3800
Pack Size (cm)	88 x 35 x 30	88 x 35 x 30	88 x 35 x 30	88 x 55 x 35	90 x 70 x 52
Est. Weight (kg)	17	19.5	20.5	35	50
Recommended Regulator	8 Bar				

## DETAIL DRAWING



## STANDARD EQUIPMENT

- Valise
- Kayak paddles
- 1m delivery hose (for use with regulator)
- Repair kit


## OPTIONS AND ACCESSORIES

- Rear bolster
- T-handle paddles
- Stowage pocket
- Customer branding
- Inflation pumps (various options, see website)
- 8 bar regulator

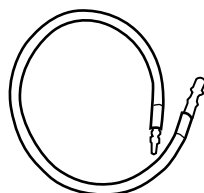
## OPTIONS FOR INFLATION



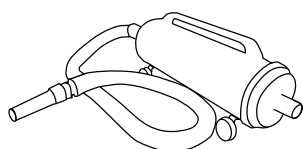
**B.A. Cylinder**  
(By others)



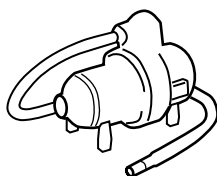
**8 bar Regulator**  
(RE0034)



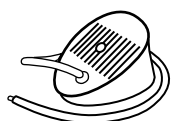
**1m Delivery Hose**  
(Supplied with sled)  
(HS-03-04-01-09-17)




**Master Blaster  
Electric Inflator**  
(MB-3-220M)



**Bravo2000  
Electric Inflator**  
(180026)



**Bravo10 Foot  
Pump**  
(180006)



**Bravo 4 ALU R.E.D Hand  
Pump**  
(180001)

