

# MOTORBOATS REDEFINED

for a sustainable future



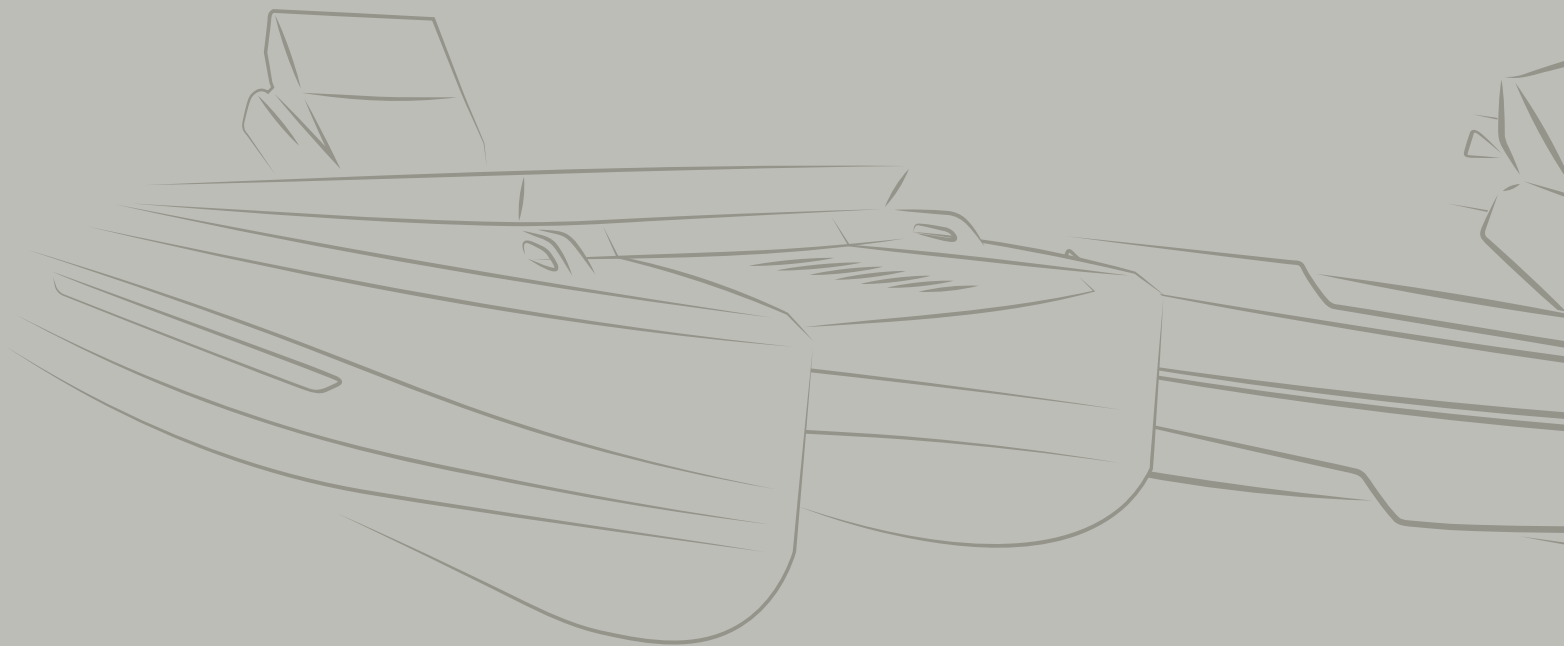


# MOTORBOATS REDEFINED for a sustainable future

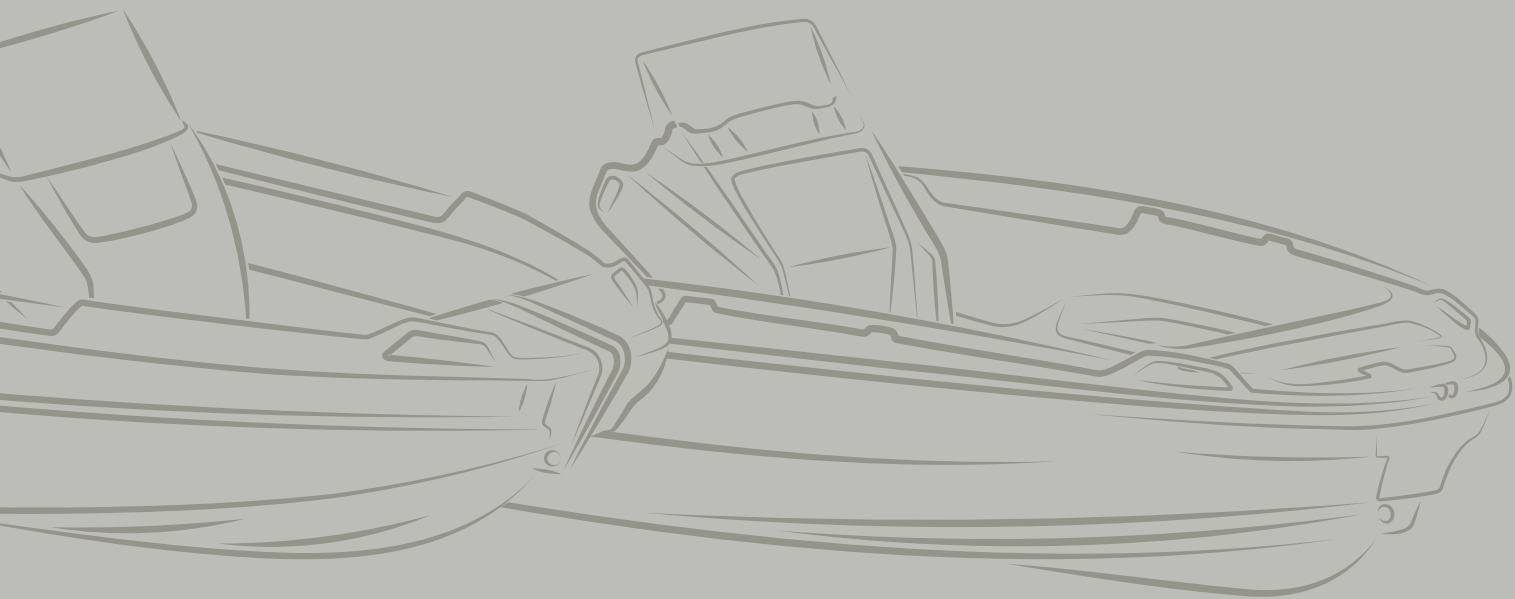
Polyethylene boats are easy to **handle, 100% recyclable, highly impact resistant and have low maintenance costs.** If against all odds the boat is damaged, it may also be easily welded in the exact colour match. These are just some of the benefits that are guaranteed to impress you.

With **over 50 years of experience**, ROTO stands as a **leading European manufacturer in rotational molding technology**, consistently **delivering quality and sustainability in every product.**

More about the company at:  
[nautica.rotto.eu](http://nautica.rotto.eu) & [www.rotto.eu](http://www.rotto.eu)



**Discover Roto Nautica's  
two main concepts:**



MONO HULL HYDRA  
MULTI HULL KORKYRA


Designed for various water activities, experiences and unforgettable adventures on rivers, lakes and seas.

# 3-layer Structure

**Super linear Polyethylene**

**Polyethylene foam**

**Linear Polyethylene**



This multi-layered technology ensures exceptional hull performance with outstanding **rigidity, high impact resistance, and lightweight**. This advanced construction offers a range of benefits:

**UV Stability:** Built to withstand harsh environmental conditions.

**Low Maintenance:** Spend more time the water and less on the upkeep.

**Durable:** Designed to last, even in the toughest conditions.

**Recyclable:** Boats made from polyethylene are 100% recyclable



# Air Step Geometry

## Explore HYDRA 530

Using advanced air step technology and an optimized hydrodynamic hull design, the Hydra 530 delivers faster acceleration, higher top speed, and outstanding stability on the water.

A precisely integrated step in the hull geometry transforms laminar into turbulent flow, which significantly reduces hydrodynamic drag.

By minimizing hull-to-water contact, the boat glides efficiently, reaching impressive speeds with smaller engines while improving fuel efficiency and range. Longitudinal “kiss-off” structure improves stiffness and overall stability at a higher speed.





An aerial photograph of a boat's hull, showing the white interior and the dark hull, floating in clear turquoise water. The boat is positioned on the left side of the frame, with the water filling the rest of the image.

# Leisure

## Redefined Vacations

Roto Nautica redefines leisure on the water with a **new generation of boats combining smart design, outstanding durability and an excellent driving experience.**

Designed for versatility, Roto Nautica boats offer a wide range of on-water activities — from **relaxed family cruising to coast line exploring.** Their carefully engineered hulls deliver excellent stability, easy handling, and confident performance, ensuring comfort and safety in every condition.

**Functional layouts, practical features, and modern aesthetics** come together to create boats that convince every boating pioneer. **Every Roto Nautica model reflects a commitment to reliability, sustainability, which together generate pure enjoyment.**





# Rescue

## Ready When Each Second Matters

Roto Nautica rescue boats are **engineered for speed, reliability, and mission-critical performance**. These boats are **lightweight yet extremely robust, requiring minimal maintenance** so crews can focus entirely on the mission.

Thoughtful layouts provide **plenty of storage** for essential rescue equipment, accessible deck space for **rapid boarding** providing more **efficiency** and **safety**.

Designed specifically for **firefighters** and **other rescue activities from water**. The red base color is ideal to get noticed in case of an emergency. **The boat can be additionally certificated as module B+F if required.**





# Fishing

## for Passionate Enthusiasts

Roto Nautica boats bring fishing back to its essence — **simple, authentic, and connected to the water.**

This **1-3 person fishing machine** has been carefully assembled by a **professional angler** and is ready for **recreational** or **tournament** fishing adventures.

The **high load capacity, lightweight, stability, extreme robustness, modular design,** and **fast characteristics** of this boat make it suitable for safe and successful fishing adventures. The boat can already be used with **electric** and **small combustion engines** and can be equipped with engines **up to 60 HP!**

An aerial view of two motorboats on a body of water. The boat in the foreground is bright orange with a black outboard motor and a person at the helm. The boat in the background is white with a person on board. The water is a deep blue-green color with some white wake from the boats.

Vessels  
designed  
to Re-define th

An aerial view of three motorboats on a body of water. The boat on the left is partially visible, showing an orange hull. The middle boat is grey with a person in a red shirt at the helm. The boat on the right is bright yellow-green with a person in a red shirt at the helm. All boats are moving, creating white wakes in the dark blue water.

e Standard



# HYDRA 530

## A new era in boating

Discover unparalleled boating performance with the **HYDRA 530**, the first mono hull polyethylene boat featuring **air step technology**. The innovative air step technology enhances **acceleration, top speed, and stability**.

The HYDRA 530 is a recipient of an **innovation award** by Slovenian chamber of commerce, a **mark of excellence** by the center of creativity and a **finalist in Best of BOATS** awards in the category Best for Beginners.

Combining modern elegance, resilience, and top-tier performance, this boat is perfect for both exhilarating adventures and peaceful cruises.



Winner of Golden  
Innovation Award 2025



MADE IN SLOVENIA  
MARK OF EXCELLENCE

# Explore HYDRA 530

The Hydra 530 is a versatile motorboat with **advanced hull geometry** that ensures efficient planning, stable handling, and exceptional performance. Its **efficient layout and robust construction** make it a reliable vessel for a **wide range of on-water applications**, while the wider console provides **additional shielding** for both the driver and co-driver. **Ergonomic seats allow adjustment in both width and length**, and **ample storage space** is available in the covered boxes located beneath the seating areas.





HYDRA 530  
FISHING

HYDRA 530  
RESCUE


HYDRA 530  
FAMILY




**Basic colours**


- Granite white 
- Silver grey 
- Anthracite grey 
- Midnight black 
- Scuderia red 
- Olive green 

**Premium colours**

- Magenta pink 
- Tiffany blue 
- Light blue 
- Lime green 
- PEcycled 
- Neon orange 
- Metallic silver 

 gasoline up to 100 hp

 **Weight:**  
480 kg

 **Capacity:**  
Certification class **C = 8**  
Certification class **D = 10**

C / D  
boat category



# Serial Equipment

	<b>HYDRA 530 FAMILY</b>	<b>HYDRA 530 RESCUE</b>	<b>HYDRA 530 FISHING</b>
Central console incl. windshield and steering wheel	+	+	+
Front storage boxes Left, Right "Bench"	+	+	+
Rear storage box "Bench"	+	+	+
Driver & co-driver seats	+	+	+
Pre-installed wiring, fuses & switches	+	+	+
Standard fishing equipment			+
T - top		+	

# Optional equipment

Family package			Family package	
Anchor kit			Radio & Speakers	
Anchor light (white)			PermaTEAK flooring	
Sundeck box			Table (incl. telescopic holder)	
Fuel tank 50 lit incl. sensor			Trailer	
Bimini	+		Windshield protection	
Bimini for T - top		Cushion options	Cushion front bench Left, Right – set	+
T – top			Cushion – front	+
Navigation lights			Cushion - rear bench	+
Ladder	+		Cushion sundeck – foldable	+
Console cover			Stainless steel backrest incl. Cushion	+
Navigation LX – NAV 9”			Cushions backrest Front Left, Right - set	+









# HYDRA 460

## Steady. Stylish. Simple.

The **HYDRA 460** motorboat is designed for those who value **style, agility, and effortless handling**.

Thanks to its **lightweight construction**, the **HYDRA 460** can achieve a higher **performance** using a **smaller engine, reducing operational costs** without compromising speed.

Its thought-out, **smart layout** offers more efficient usage of the given space. The **console is wider** for a better driver protection and is positioned **more central** to improve the weight distribution. The **driver seat** offers **multiple benefits**, its wider dimensions – meant for two people – flappable backrest to expand the seating area and a longitudinally seat adjustment feature to adapt to every user.

As said the thought-out layout offers **plenty of storage boxes** throughout the boat, which include anchor, fender, rope boxes, ... as well as an optional sundeck box which also serves as a resting area. To **maximize the cruise range** of HYDRA 460 our customer can optionally order a specially designed **50L fuel tank**.

# Explore HYDRA 460


The Hydra 460 was **developed based on a proven platform**, upgraded with a **new attractive design and optimized layout**. All knowledge we gained on previous models is **integrated in this revolutionary product to maximize ergonomics and performance**.





HYDRA 460  
FAMILY






HYDRA 460  
BASIC



### Basic colours

- Granite white 
- Silver grey 
- Anthracite grey 
- Midnight black 
- Scuderia red 
- Olive green 

### Premium colours

- Magenta pink 
- Tiffany blue 
- Light blue 
- Lime green 
- PEcycled 
- Neon orange 
- Metallic silver 



up to 60 HP



**Weight:**  
**320 kg**



**Capacity:**  
Certification class **C = 5**  
Certification class **D = 8**

**C / D**  
boat category



# Serial Equipment

	<b>HYDRA 460 BASIC</b>	<b>HYDRA 460 FAMILY</b>
Driver Bench		+
Side Console incl. windshield and steering wheel		+
Anchor box	+	+
Rear box	+	+

# Optional equipment

Family package			Family package	
Sundeck box			T-top black coated aluminium	
Fuel tank 50 l including sensor			Permateek flooring (inclusive installation)	
Fuel tank 30 l designed for Sundeck box			Navigation LX – NAV 7"	
Bimini	+		Radio & Speakers	
Trailer			Table (incl. adjustable holder)	
Foldable Sundeck plate	+	Cushion options	Cushions front bench - set	+
Navigation lights			Cushions rear bench - set	+
Anchor holder			Cushion sundeck	+
Anchor light (white)			Cushions front backrest (4 pcs)	+
Ladder	+		Cushions driver seat incl. backrest	+





# HYDRA 450

Stable. Reliable. Easy to handle.

**HYDRA 450's** modular design ensures exceptional versatility, making it ideal for **fishermen, professionals** like **firefighters** and **rescue** divers and sailing **school instructors** seeking a reliable and safe training vessel.

Built for **sharp turns** and **rapid movement**, this boat maneuvers through tight spots and rough waters with ease. Its **responsive handling** gets you where you need to be — fast.

Thanks to its **solid structure** and **durable materials**, you won't need to worry about unexpected obstacles. Designed to **withstand impact** and **resist wear**, it keeps you focused on the task.

The HYDRA 450 was the first Roto Nautica boat to receive an **innovation award** in 2020.



**Winner of Golden  
Innovation Award 2020**

# Explore HYDRA 450

Designed specifically for **firefighters** and **other rescue activities from water**. The red base color is ideal to get noticed in case of an emergency. **The boat can be additionally certificated as module B+F if required.**

The **HYDRA 450** fishing version comes standard with **excellent and well-thought-out adjustments** to get you **started on your adventures quickly and without worries.**






HYDRA 450  
FISHING

HYDRA 450  
RESCUE FRONT  
CONSOLE

HYDRA 450  
RESCUE



### Basic colours

- Granite white 
- Silver grey 
- Anthracite grey 
- Midnight black 
- PEcycled 
- Scuderia red 
- Neon orange 



up to 60 HP



**Weight:**  
Fishing, Rescue - **298 kg**



**Capacity:**  
Certification class **C = 5**  
Certification class **D = 8**

**C / D**  
boat category



# Serial Equipment

	<b>HYDRA 450 FISHING</b>	<b>HYDRA 450 RESCUE</b>	<b>HYDRA 450 RESCUE FRONT CONSOLE</b>
Rear storage box "Bench"	+	+	+
Central storage box "Bench"	+	+	+
Side Console incl. windshield and steering wheel	+	+	+
Sundeck box	+		
Standard fishing equipment	+		
T-top		+	+

# Optional equipment

Sundeck box		Navigation lights
Fuel tank 35 l designed for front bench		Permateek flooring for 450 (inclusive installation)
Fuel tank 30 l designed for Sundeck box		Navigation LX – NAV 7"
Bimini		Radio & Speakers
T-top stainless steel or black coated aluminium		Table (incl. telescopic holder)
Trailer	Cushion options	Cushion - central bench
Foldable Sundeck plate		Cushion - rear bench
Stainless steel backrest		Cushion front set - Left, Right
Anchor light (white)		Cushion Sundeck – foldable
Ladder		Backrest cushion





# KORRY



# R A G E S O

**KORKYRA 650**  
**Designed for confidence.**  
**Engineered for superior stability.**

The design of the KORKYRA 650 catamaran is elegant, modern and expresses confidence on the water. This vessel will excite both, experienced sailors and adventurous beginners.

**KORKYRA** catamarans are made from “multi-hull rotationally molded floaters” connected with the rigid aluminum sandwich platform. The combined structure enables efficient shipping in containers in disassembled form.

The main floaters are manufactured using unique 3-layer technology. The high-performance double hull is characterized by exceptional rigidity, high impact resistance and low weight.

All components of the catamaran are UV-resistant and fully recyclable at the end of their lifecycle, ensuring sustainability without compromising performance.

# Explore KORKYRA 650

**The Korkyra catamaran** have been designed and engineered to provide the ultimate performance on the water. Whether you're looking for sunset cruises or weekend getaways, these catamarans are designed to offer a variety of experiences.

**KORKYRA 650 promises an unrivalled experience to create lasting memories and redefine your relationship with sailing.**





KORKYRA 650

KORKYRA 650 PRO  
FRONT LOADING  
PLATFORM



# KORKYRA 650 - Sustainable Power on the Water

The KORKYRA 650 with a hardtop and **solar panels** transforms the vessel into an energy self-sufficient power station.

Its electric propulsion system ensures quiet, **emission-free cruising**, allowing you to connect with your surroundings while preserving the environment.

**Cruise efficiently and preserve the beauty of our seas, rivers and lakes for future generations.**

**100% ELECTRIC**




**SUSTAINABLE & RECYCLABLE**



**0 EMISSIONS**







# Your freedom at sea: KORKYRA 650 PRO with a loading platform

The KORKYRA 650 Pro with a loading platform is designed for ultimate convenience. Its innovative design ensures **smooth boarding for passengers** and **easy handling of cargo**, making it ideal for both **personal and professional use**.

While designing the catamaran with the front loading platform, we conceptualized an open deck for **Scuba divers** and **people with disabilities**. With accessibility and inclusivity at its core, this catamaran is perfect for diverse usage, from leisure cruises to transport services.

**Experience effortless functionality and comfort with every journey.**



240 cm



239 cm\*

650 cm



Electric engine  
up to 2 x 20 kW



**Weight:**

standard: **953 kg**  
with loading platform: **978 kg**

**Solar power:**

up to 1 kWh



Gasoline engine  
up to 2 x 60 HP



**Capacity:**

Certification class **C = 10**  
Certification class **D = 12**

C / D  
boat category

**Basic colours**

- Light grey 
- Scuderia red 
- Lime green 
- Neon orange 

\* incl. Hardtop or T-top



# Serial Equipment

	<b>KORKYRA 650</b>	<b>KORKYRA 650 Pro</b>
Central console incl. windshield and steering wheel	+	+
T - top	+	+
Ladder	+	+
Storage boxes	+	+
Driver & co-driver seats	+	+
Pre-installed wiring, fuses & switches	+	+
Front loading platform		+
Anti-skid flooring		+

# Optional equipment

Family package		Family package
Navigation lights	+	Anchor kit
Marine flooring	+	Anchor light
Hardtop – short	+	Table (incl. telescopic holder)
Hardtop – long		Refrigerator
Bimini for T - top		Trailer
Solar panels – 1 kWh		Console cover
Fuel tank 50 lit incl. sensor		Shower set
Windshield protection	Cushion options	Cushion set
Navigation LX – NAV 9”		Rear backrest Left ,Right
Radio & Speakers		Adjustable seat »Bench«







**ROTO NAUTICA d.o.o.**  
**Gorička ulica 150, Černelavci**  
**9000 Murska Sobota**  
**w: [nautica.roto.eu](http://nautica.roto.eu) | e: [sales@roto.si](mailto:sales@roto.si)**